



GENERAL ELECTION

MAIL-IN BALLOT GUIDE

FOR PENNSYLVANIA VOTERS

ALL **VOTING**
IS **LOCAL**
Pennsylvania



Committee of Seventy

Join us in our campaign for better government

For the general election, you can vote in-person, by absentee ballot, or by mail-in ballot.

Every registered voter in Pennsylvania is allowed to vote by mail-in ballot.

You can use this guide to learn more about:

- 1. [The 2020 general election.](#)**
- 2. [Applying for a mail-in ballot.](#)**
- 3. [Voting by mail-in ballot.](#)**

This guide was updated on September 25, 2020. For the most up-to-date information, visit [VotesPA.com](https://votespa.com) or contact the PA Department of State at 1-877-VOTES-PA (1-877-868-3772). Interpretation services are available.



1

About
The 2020
General
Election

IMPORTANT DATES

Please register to vote, apply to vote by mail, and turn in your mail-in ballot **as early as possible**.

While the mail-in ballot process is secure, you shouldn't wait until the final deadlines to apply for and return your ballot.

October 19, 2020

Last day to register to vote in the general election.

October 27, 2020

Your County Board of Elections must receive your application for a mail-in ballot by 5 PM.

November 3, 2020: Election Day

If you're mailing your ballot, you should mail it as early as possible. It must be postmarked by Election Day.

You can also deliver your ballot to the your County Board of Elections office, satellite office, or drop box.

It must be received no later than 8:00 PM on Election Day.

Some election-related dates could change.

You can confirm the deadlines or where to return your ballot by visiting [VotesPA.com](https://www.votespa.com) or contacting the PA Department of State at 1-877-VOTESPA (1-877-868-3772).

ON THE BALLOT: CANDIDATES

You'll vote for the following types of candidates.

- **President of the United States**, who's the head of government and the Commander-in-Chief of the armed forces.
- **Attorney General of Pennsylvania**, who's the state's top law enforcement official.
- **Pennsylvania Auditor General**, who ensures the state's money is spent legally.
- **Pennsylvania Treasurer**, who manages and invests the state's money.
- **Pennsylvania State Senators**, who are members of the upper chamber of state government in Harrisburg. The state's 50 senators pass laws and the state budget, and confirm nominations by the governor.
- **Pennsylvania House of Representatives**, who are members of the lower chamber of state government in Harrisburg. The state's 203 representatives pass laws and the state budget.

CONTACT INFORMATION FOR LOCAL ELECTION OFFICES

Adams

117 Baltimore St
Rm 106
Gettysburg PA 17325
(717) 337-9832

Allegheny

542 Forbes Ave
Ste 609
Pittsburgh PA 15219-2913
(412) 350-4500

Armstrong

Administration Bldg
450 E Market St
Ste 207
Kittanning PA 16201
(724) 548-3222

Beaver

810 Third St
Beaver PA 15009
(724) 770-4440

Bedford

200 S Juliana St 3rd Fl
Ste 301
Bedford PA 15522
(814) 623-4807

Berks

633 Court St
1st Fl
Reading PA 19601
(610) 478-6490

Blair

423 Allegheny St
Ste 043
Hollidaysburg PA 16648-2022
(814) 693-3150

Bradford

6 Court St
Ste 2
Towanda PA 18848
(570) 265-1717

Bucks

55 E Court St
Doylestown PA 18901-4318
(215) 348-6163

Butler

PO Box 1208 Butler PA 16003
(724) 284-5308

Cambria

200 S Center St
Ebensburg PA 15931
(814) 472-1464

Cameron

20 E Fifth St
Emporium PA 15834-1469
(814) 486-9321

Carbon

76 Susquehanna St
PO Box 170
Jim Thorpe PA 18229-0170
(570) 325-4801

Centre

420 Holmes St Willowbank
Office Bldg
Bellefonte PA 16823-1486
(814) 355-6703

Chester

601 Westtown Rd
Ste 150
PO Box 2747
West Chester PA 19380-0990
(610) 344-6410

Clarion

Administrative Building
330 Main St
Rm 104
Clarion PA 16214
(814) 226-4000 Ext 2006

Clearfield

212 E Locust St
Ste 106
Clearfield PA 16830
(814) 765-2642 ext 5053

Clinton

2 Piper Way
Ste 309
Lock Haven PA 17745
(570) 893-4019

Columbia

PO Box 380
Bloomsburg PA 17815-0380
(570) 389-5640

Crawford

903 Diamond Park
Meadville PA 16335
(814) 333-7307

Cumberland

1601 Ritner Highway
Ste 201
Carlisle PA 17013
(717) 240-6385

Dauphin

PO Box 1295
Harrisburg PA 17108-1295
(717) 780-6360

Delaware

Govt Center Bldg
201 W Front St
Media PA 19063-2728
(610) 891-4659

Elk

300 Center St
PO Box 448
Ridgway PA 15853-0448
(814) 776-5337

Erie

140 W 6th St Rm 112
Erie PA 16501
(814) 451-6017

Fayette

22 E Main St
Public Service Bldg
Uniontown PA 15401
(724) 430-1289

Forest

526 Elm St
Box 3
Tionesta PA 16353
(814) 755-3537

Franklin

157 Lincoln Way East
Chambersburg PA 17201- 2211
(717) 261-3886

Fulton

116 W Market St
Ste 205
McConnellsburg PA 17233
(717) 485-6872

Greene

93 E High St
Rm 102
Waynesburg PA 15370
(724) 852-5230

Huntingdon

Bailey Building
233 Penn St
Huntingdon PA 16652-1486
(814) 643-3091 Ext 205

Indiana

825 Philadelphia St
Indiana PA 15701-3934
(724) 465-3852

Jefferson

155 Main St
Jefferson Place
Brookville PA 15825-1269
(814) 849-1693

Juniata

1 N Main St
PO Box 68
Mifflintown PA 17059
(717) 436-7706

Lackawanna

123 Wyoming Ave
2nd Floor
Scranton PA 18503
(570) 963-6737

Lancaster

150 N Queen St
Ste 117
Lancaster PA 17603-3562
(717) 299-8293

Lawrence

430 Court St
New Castle PA 16101
(724) 656-2161

Lebanon

400 S 8th St Municipal Bldg
Rm 209
Lebanon PA 17042
(717) 228-4428

Lehigh

17 S 7th St
Allentown PA 18101-2401
(610) 782-3194

Luzerne

20 N Pennsylvania Ave Ste 207
Wilkes-Barre PA 18701
(570) 825-1715

Lycoming

48 W Third St
Williamsport PA 17701-9536
(570) 327-2267

McKean

500 W Main St
Smethport PA 16749
(814) 887-3203

Mercer

5 Courthouse
Mercer PA 16137-1227
(724) 662-7542

Mifflin

20 N Wayne St
Lewistown PA 17044
(717) 248-6571

Monroe

One Quaker Plaza
Rm 105
Stroudsburg PA 18360
(570) 517-3165

Montgomery

Voter Services
PO Box 311
Norristown PA 19404-0311
(610) 278-3280

Montour

253 Mill St Danville PA 17821
(570) 271-3002

Northampton

Elections Division
669 Washington St
Easton PA 18042
(610) 829-6260

Northumberland

320 N 2nd St
Ste 1
Sunbury PA 17801
(570) 988-4208

Perry

PO Box 37
New Bloomfield PA 17068
(717) 582-2131 ext 4110

Philadelphia

520 N Columbus Blvd
Philadelphia PA 19123-4295
(215) 686-1590

Pike

506 Broad St
Milford PA 18337
(570) 296-3427

Potter

1 N Main St
Ste 204
Coudersport PA 16915
(814) 274-8467

Schuylkill

420 N Centre St
Pottsville PA 17901
(570) 628-1467

Snyder

PO Box 217
Middleburg PA 17842-0217
(570) 837-4207

Somerset

300 N Center Ave
Ste 340
Somerset PA 15501
(814) 445-1549

Sullivan

245 Muncy St
PO Box 157
Laporte PA 18626
(570) 946-5201 ext 7

Susquehanna

PO Box 218
31 Lake Ave
Montrose PA 18801
(570) 278-6697

Tioga

118 Main St
Wellsboro PA 16901
(570) 723-8230

Union

155 N 15th St
Lewisburg PA 17837-8822
(570) 524-8681

Venango

1174 Elk St
PO Box 831
Franklin PA 16323-0831
(814) 432-9514

Warren

204 4th Ave
Warren PA 16365
(814) 728-3406

Washington

100 W Beau St
Rm 206
Washington PA 15301
(724) 228-6750

Wayne

925 Court St
Honesdale PA 18431
(570) 253-5978

Westmoreland

2 N Main St
Ste 109
Greensburg PA 15601
(724) 830-3150

Wyoming

1 Courthouse Sq
Tunkhannock PA 18657
(570) 996-2226

York

28 E Market St
York PA 17401-1579
(717) 771-9604

For a listing of available email addresses, go to www.votesPA.com/county.



2

Applying
for a
mail-in
ballot

1 CHOOSE HOW YOU'D LIKE TO APPLY.

If you're a registered voter, you can apply to vote by mail-in ballot.

Online

To apply online, go to votesPA.com/ApplyMailBallot. The online application is available in English and Spanish.

By mail

There are two ways to get a paper application. You can:

- Go to bit.ly/pamailvote to download and print application. On [this site](#), you can also request to have an application mailed to you.
- Contact the the PA Department of State at 1-877-VOTESPA (1-877-868-3772) to request to have a form mailed to you.
- The paper application is available in English, Spanish, Chinese, and Vietnamese on VotesPA.com.

If you need help filling out your application, call the the PA Department of State at 1-877-VOTESPA (1-877-868-3772). Interpretation services are available.

Pennsylvania Application for Mail-In Ballot

1 How to submit your application:
Once your application is completed, you may return it to your local county board of elections. If you're unsure of where to mail your application, please visit www.VotesPA.com/county for more information.

2 Deadline alert:
The **deadline to apply** for a mail-in ballot is 5:00PM on the Tuesday before the election. Please note your application must be **received** in the county board of election's office by that time. **Postmarks do not count.**
The **deadline to return your completed ballot** is 8:00PM on election day. Please note your completed ballot must be **received** in the county board of election's office by that time. **Postmarks do not count.**

3 Necessary identification:
In order to apply for a mail-in ballot, you must supply your PA Driver's License or PennDOT issued photo ID card number in the Identification section. If you do not have a PA Driver's License or PennDOT issued photo ID card, you must supply the last four (4) digits of your Social Security number.

If you do not have a valid form of either of these types of identification, please check the box titled "I do not have a PA driver's license or a PennDOT ID card or a Social Security number" in the Identification section. If you choose this option, you must enclose a photocopy of an acceptable ID.

Please visit www.VotesPA.com/MailBallot for more information, call 1-877-VotesPA (1-877-868-3772), or contact your county board of elections.

4 What is an annual mail-in ballot request?
If you indicate you would like to be added to the annual mail-in ballot request list, you will receive an application to renew your request for mail-in ballot each year. Once your application is approved, you will automatically receive ballots for the remainder of the year and you do not need to submit an application for each election.

5 **WARNING:** If you receive a mail-in ballot and return your voted ballot by the deadline, you may not vote at your polling place on election day. If you are unable to return your voted mail-in ballot by the deadline, you may vote a provisional ballot at your polling place on election day.

6 Questions?
Call your County Election Office or call 1-877-VOTESPA (1-877-868-3772).
For more information about voting, visit our website: www.VotesPA.com.
Información en español:
Si le interesa obtener este formulario en español, llame al 1-877-868-3772.

Page 2

1 How to submit your application: Once your application is completed, you may return it to your local county board of elections. If you're unsure of where to mail your application, visit www.VotesPA.com county for more information.

2 Deadline alert: The deadline to apply for a mail-in ballot is **5:00PM on the Tuesday (October 27) before the election.** Your application must be received in the county board of election's office by that time. **Postmarks do no count.**

The deadline to return your completed ballot is **8:00PM on election day.** Your completed ballot must be received county board of election's office by that time. **Postmarks do no count.**

3 Necessary identification: In order to apply for a mail-in ballot, you must provide the number from PA Driver's License or PennDOT photo ID card. If you do not have a PA Driver's License or PennDOT issued photo ID card, you must provide the last four (4) digits of your Social Security number.

If you do not have a valid form of either of these types of identification, you must check the box titled "I do not have a valid PA driver's License or a Penn DOT ID card or a Social Security number." in the Identification section. If you choose this option, you must enclose a photocopy of an acceptable ID.

Please visit VotesPA.com/MailBallot for more information or call 1-877-VotesPA (1-877-868-3772).

4 What is an annual ballot request? If you indicate you would like to be added to the annual mail-in ballot request list, you will receive an application to renew your request for mail-in ballot each year. Once your application is approved, you will automatically receive ballots for the remainder of the year and you do not need to submit an application for each election.

5 WARNING: If you receive a mail-in ballot and return your voted ballot by the deadline, you may not vote at your polling place on election day. If you are unable to return your voted mail-in ballot by the deadline, you may vote a provisional ballot at your polling place on election day.

6 Questions? Call the Pennsylvania Department of State at 1-877-VOTESPA(1-877-868- 3772). The Department of State also has a telephonic interpretation service available for multiple languages.

APPLICATION INSTRUCTIONS FOR MAIL-IN BALLOT

Use this guide to help you fill out the application to sign up to vote by mail.

NOTE: The application must be filled out in English.

Use black ink

M Pennsylvania Application for Mail-In Ballot

1	<p>Print your name Please print your name exactly as you registered to vote.</p>	<p>1</p> <p>Last name _____ Jr Sr II III IV (circle if applicable)</p> <p>First name _____ Middle name or initial _____</p>
2	<p>About you Phone and email are optional and used if information is missing on this form.</p>	<p>2</p> <p>Birth date M M D D Y Y Y Y </p> <p>Phone - Email _____</p>
3	<p>Your address Please print your address exactly as you registered to vote.</p>	<p>3</p> <p>Address (not P.O. Box) _____ Apt. number _____</p> <p>City/Town _____ State PA Zip code </p> <p>Municipality _____ County _____</p> <p>Ward (if known) _____ Voting district (if known) _____</p> <p>I have lived at this address since: _____</p>
4	<p>Where to mail ballot?</p>	<p>4</p> <p><input type="checkbox"/> Same as above Address or P.O. Box _____</p> <p>City/Town _____ State Zip code </p>

1 Print your name:
Please print your name exactly as you registered to vote.

Last name:
Last name

Jr Sr II III IV:
(circle if applicable)

First Name:
First Name

Middle name or initial:
Middle name or initial

2 About you:

About you. Listing a phone number and email are optional. It is helpful to include this information in case election officials need to contact you about your application. This information is not shared outside the election office.

Birth Date:

Birth Date

Phone number:

Phone number

MM/DD/YYYY:

Month-Day-Year

Email:

Email

3 Your Address:

Please print your address exactly as you registered to vote. You can check your voter registration address at VotesPA.com or call 1-877-VOTESPA (1-877-868-3772)

Address (not P.O. Box):

Address (not P.O. Box)

Email:

Email

Zip Code:

Zip Code

Ward (if known):

Ward (if known)

County:

County

City/Town:

City/Town

Apt. number:

Apt. number

Voting district (if known):

Voting district (if known)

Municipality:

Municipality

State: PA

State: PA

I have lived at this address since: (date):

4 Where to mail ballot?:

Where should the mail-in ballot be sent?

Same as above - Mark this box if your ballot should be sent to your voter registration address. Complete this section only if your ballot should be sent to a different address.

Address or P.O. Box:

Address or P.O. Box

State: State

Zip Code: Zip Code

City/Town: City/Town

<p>5 Identification If you have a PennDOT number, you must use it. If not, please provide the last four digits of your Social Security number. See "Necessary Identification" on Page 2.</p>	<p>PA driver's license or PennDOT ID card number _____</p> <p>5 Last four digits of your Social Security number X X X - X X - _____</p> <p><input type="checkbox"/> I do not have a PA driver's license or a PennDOT ID card or a Social Security number.</p>
<p>6 Declaration</p>	<p>I declare that I am eligible to vote by mail-in ballot at the forthcoming primary or election; that I am requesting the ballot of the party with which I am enrolled according to my voter registration record; and that all of the information which I have listed on this mail-in ballot application is true and correct.</p> <p>6</p> <p>Voter signature here X _____ Date _____</p>
<p>7 Annual mail-in request See "What is an annual mail-in ballot request?" for more information.</p>	<p>If you would like to apply to receive mail-in ballots for the remainder of this year and if you would like to automatically receive an annual application for mail-in ballots each year, please indicate below.</p> <p>7 <input type="checkbox"/> I would like to receive mail-in ballots this year and receive annual applications for mail-in ballots each year.</p>
<p>8 Help with this form Complete this section if you are unable to sign the declaration in Section 6.</p>	<p>I hereby state that I am unable to sign my application for a mail-in ballot without assistance because I am unable to write by reason of my illness or physical disability. I have made or have received assistance in making my mark in lieu of my signature.</p> <p>8 Mark of voter X _____ Date _____</p> <p>Address of witness _____</p> <p>Signature of witness X _____</p>

Page 1 **Return to: County Board of Elections, City Hall Rm 142, 1400 JFK Blvd, Phila, PA 19107** DOS-12/2019

5 Identification:

If you have a PennDOT number, you must use it. If you do not, please provide the last four digits of your Social Security number. For more information, see the "Application Instructions for Mail-In Ballot."

PA driver's license or PennDOT ID card number:

PA driver's license or PennDOT ID card number

Last four digits of your Social Security Number:

Last four digits of your Social Security Number

I do not have a PA driver's license or a PennDOT ID card or a Social Security number:

I do not have a PA driver's license or a PennDOT ID card or a Social Security number.

6 Declaration:

By signing here, you are declaring that you are eligible to vote by mail-in ballot at the upcoming election. You are declaring that you are requesting the appropriate party or non-party ballot according to your voter registration record. And you are declaring that all of the information you have listed in this application is true and correct.

Voter signature here X:

Voter signature here X _____

Date:

Date _____

7 Annual mail-in request: Annual mail-in request

If you would like to apply to receive mail-in ballots for the remainder of this year, and if you would like to automatically receive an annual application for mail-in ballots each year, mark this box. For more information, see the "Application Instructions for Mail-In Ballot."

I would like to receive mail-in ballots this year and receive annual

8 Help with this form: Help with this form complete this section only if you were unable to sign this application due to an illness or disability. Make your mark in the first space. The person who assisted you can write the date, their address and their signature.

Mark of voter X: Mark of voter X _____

Date: Date _____

Address of witness: Address of witness _____

Signature of witness: Signature of witness X _____

If you're filling out your application on paper, keep the following in mind:

- You must fill in your paper application using a black ink pen.
- Please write clearly.
- You'll need an envelope and postage stamp to mail your application 5 PM on Tuesday, October 27, 2020.
- ***Current application deadline***
You should apply as early as possible. Applications for mail-in ballots must be received by your local county elections office

NOTE: If your application arrives after the deadline, the postmark won't be accepted as meeting the application deadline, and you won't be able to vote by mail.

3 CHECK THE STATUS OF YOUR APPLICATION.

Once you submit your mail-in ballot application, you can check its status by going to pavoterservices.pa.gov. You can also call the Pennsylvania Department of State at 1(877) 868-3772.

If you apply online, you'll be able to view the status of your application within 48 hours after submitting it.

In addition, if you provide an email address when you apply, you should receive emails from Pennsylvania Voter Services. These messages will alert you to the status of your application and tell you when you should receive your ballot in the mail.



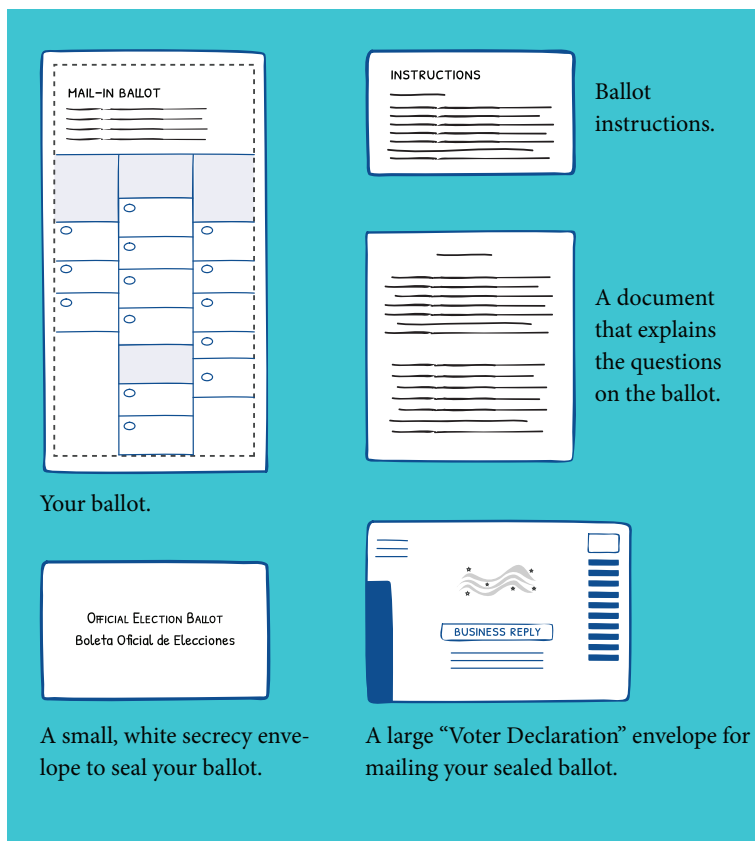
3

Voting by
mail-in
ballot

1

RECEIVE YOUR BALLOT IN THE MAIL.

After you apply, you'll receive your mail-in ballot at the address you submitted. Inside, you should find:



If you're missing something, call your local county elections office.

If you don't receive your mail-in ballot, check its status at pavoterservices.pa.gov or contact your local county elections office.

2

READ THE INSTRUCTIONS.

The instructions will be labeled “Instructions for voting by mail-in or absentee ballot.” They’ll remind you of the mail-in ballot deadline and explain how to complete your mail-in ballot.

3

FILL OUT YOUR BALLOT.

Your mail-in ballot may be one or two-sided depending on your county. You should only use blue or black pen ink to complete your ballot.


NOTE: If you make a mistake on your ballot, don’t cross out anything or make a note. Instead, call your local county elections office to request a replacement ballot.

You should complete your ballot in privacy, unless you’re receiving assistance.

Fill in the oval next to the candidate you want to vote for. →



If you’d like to write in a candidate, fill in the oval next to “Write-in.” Then, write their name to the right of the oval. →



President of the United States

Vote for 1

Pay attention to how many votes you're permitted to cast per category. For example, this illustration says "Vote for 1."

If you vote for more than what's asked of you, your vote won't be counted.

If you decide to **not** vote for a candidate or ballot question, that's okay. Your ballot will still be counted.

To vote "yes" on a ballot question, fill in the "yes" oval.

To vote "no" on a ballot question, fill in the "no" oval.

You can only vote "yes" or "no."

Questions

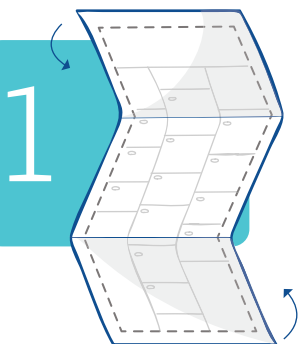
#1 _____

Yes No

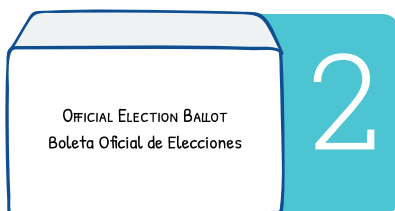
#2 _____

Yes No

PLACE YOUR BALLOT IN THE SMALLER SECRECY ENVELOPE.

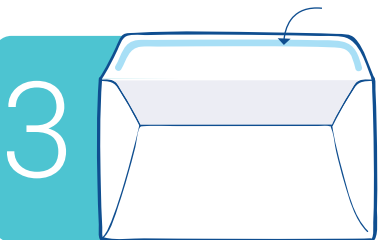


Refold the ballot as it was sent to you.

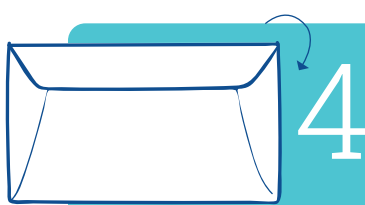


Place it in the smaller envelope that's labeled "Official Election Ballot."

Don't put anything else inside or write on the envelope.



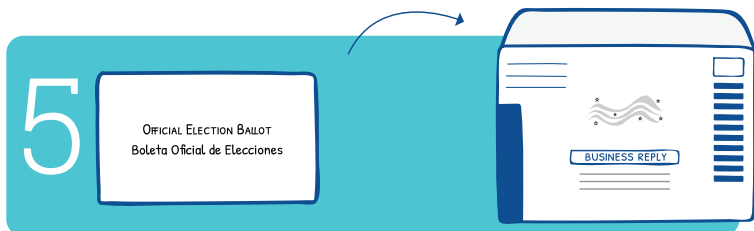
Wet the glue on the envelope fold.



Close the secrecy envelope to seal your ballot.

NOTE: Ballots returned without the secrecy envelope will not be counted.

**PLACE YOUR SEALED BALLOT IN THE LARGER
“VOTER DECLARATION” ENVELOPE.**



Place your sealed ballot in the larger “Voter Declaration” envelope. Don’t put anything else inside.



Wet the glue on the envelope fold.



Close the mailing envelope to seal it.



Write your address in blue or black ink in the upper left corner of the envelope.

SIGN THE “VOTER’S DECLARATION” ON THE BACK OF THE ENVELOPE.

If you complete your ballot on your own:

Sign the **left** side of the envelope in the rectangle marked with an X and labeled “Voter.”

Write in the date when you completed your ballot, your name, and your address on the horizontal lines above the labels.



If someone completed your ballot for you:

Sign the **right** side of the envelope in the rectangle marked with an X and labeled “Voter.”

The person who assisted you should write the date when your ballot was completed. They should also enter their address and signature on the horizontal lines above the labels “Date” and “Witness.”

4

TURN IN YOUR MAIL-IN BALLOT.

By mail

You can return your ballot by mail. The postage is prepaid. The last day to have your ballot postmarked is Election Day. If you plan to return your ballot by mail, please do so as early as possible.

In person

Most voters must return their own ballots. However, if you have a physical disability, you may choose someone to return your ballot for you.

Returning your own ballot

You can drop off your ballot at one of the following locations:

- Your main county election office.
- A satellite election office, if available.
- A drop-off box, if available.

You can find your ballot Dropbox at:
votespa.com/dropbox

Designating someone to return your ballot

If you're physically unable to return your own ballot, you may choose another person (or "designated agent") to drop it off. To do so, you must complete a designation and certification of agent form.

Your designated agent must return this form and your sealed ballot to the your county election office.

Current voting deadline

If you can't turn in your mail-in ballot by the deadline, you can vote at your polling place on election day. To do this, you should bring your mail-in ballot and "Voter Declaration" envelope to the polling place so they can be voided by the Judge of Elections. If you can't return your mail-in ballot and "Voter Declaration" envelope, you can still vote by provisional ballot.

5

CHECK THE STATUS OF YOUR MAIL-IN BALLOT.

Once you submit your mail-in ballot, you can check its status by going to pavoterservices.pa.gov. You can also call the PA Department of State at 1-877-VOTESPA (1-877-868-3772).

If you provided an email address when you applied for your mail-in ballot, you should receive an email when your completed mail-in ballot is received.