



# GENERAL ELECTION

## **MAIL-IN BALLOT GUIDE**

FOR PENNSYLVANIA VOTERS

ALL **VOTING**  
IS **LOCAL**  
Pennsylvania



**Committee of Seventy**

Join us in our campaign for better government

For the general election, you can vote in-person, by absentee ballot, or by mail-in ballot.

**Every registered voter in Pennsylvania is allowed to vote by mail-in ballot.**

You can use this guide to learn more about:

1. [The 2021 general election.](#)
2. [Applying for a mail-in ballot.](#)
3. [Voting by mail-in ballot.](#)

**This guide was updated on September 25, 2021.** For the most up-to-date information, visit [VotesPA.com](https://votespa.com) or contact the PA Department of State at 1-877-VOTES-PA (1-877-868-3772). Interpretation services are available.



1

About  
The 2021  
General  
Election

## IMPORTANT DATES

Please register to vote, apply to vote by mail, and turn in your mail-in ballot **as early as possible**.

While the mail-in ballot process is secure, you shouldn't wait until the final deadlines to apply for and return your ballot.

### October 18, 2021

Last day to register to vote in the general election.

### October 26, 2021

Your County Board of Elections must receive your application for a mail-in ballot by 5 PM.

### November 2, 2021: Election Day

If you're mailing your ballot, you should mail it as early as possible. It must be postmarked by Election Day.

You can also deliver your ballot to the your County Board of Elections office, satellite office, or drop box.

**It must be received no later than 8:00 PM on Election Day.**

### Some election-related dates could change.

You can confirm the deadlines or where to return your ballot by visiting [VotesPA.com](https://www.votespa.com) or contacting the PA Department of State at 1-877-VOTESPA (1-877-868-3772).



2

Applying  
for a  
mail-in  
ballot

# 1 CHOOSE HOW YOU'D LIKE TO APPLY.

If you're a registered voter, you can apply to vote by mail-in ballot.

## Online

To apply online, go to [votesPA.com/ApplyMailBallot](https://votesPA.com/ApplyMailBallot). The online application is available in English and Spanish.

## By mail

There are two ways to get a paper application. You can:

- Go to [bit.ly/pamailvote](https://bit.ly/pamailvote) to download and print application. On [this site](#), you can also request to have an application mailed to you.
- Contact the the PA Department of State at 1-877-VOTESPA (1-877-868-3772) to request to have a form mailed to you.
- The paper application is available in English, Spanish, Chinese, and Vietnamese on [VotesPA.com](https://VotesPA.com).

If you need help filling out your application, call the the PA Department of State at 1-877-VOTESPA (1-877-868-3772). Interpretation services are available.

## Pennsylvania Application for Mail-In Ballot

---

1

**How to submit your application:**

Once your application is completed, you may return it to your local county board of elections. If you're unsure of where to mail your application, please visit [www.VotesPA.com/county](http://www.VotesPA.com/county) for more information.

2

**Deadline alert:**

The **deadline to apply** for a mail-in ballot is 5:00PM on the Tuesday before the election. Please note your application must be **received** in the county board of election's office by that time. **Postmarks do not count.**

The **deadline to return your completed ballot** is 8:00PM on election day. Please note your completed ballot must be **received** in the county board of election's office by that time. **Postmarks do not count.**

3

**Necessary identification:**

In order to apply for a mail-in ballot, you must supply your PA Driver's License or PennDOT issued photo ID card number in the Identification section. If you do not have a PA Driver's License or PennDOT issued photo ID card, you must supply the last four (4) digits of your Social Security number.

If you do not have a valid form of either of these types of identification, please check the box titled "I do not have a PA driver's license or a PennDOT ID card or a Social Security number" in the Identification section. If you choose this option, you must enclose a photocopy of an acceptable ID.

Please visit [www.VotesPA.com/MailBallot](http://www.VotesPA.com/MailBallot) for more information, call 1-877-VotesPA (1-877-868-3772), or contact your county board of elections.

4

**What is an annual mail-in ballot request?**

If you indicate you would like to be added to the annual mail-in ballot request list, you will receive an application to renew your request for mail-in ballot each year. Once your application is approved, you will automatically receive ballots for the remainder of the year and you do not need to submit an application for each election.

5

**WARNING:** If you receive a mail-in ballot and return your voted ballot by the deadline, you may not vote at your polling place on election day. If you are unable to return your voted mail-in ballot by the deadline, you may vote a provisional ballot at your polling place on election day.

---

6

**Questions?**

Call your County Election Office or call 1-877-VOTESPA (1-877-868-3772).

For more information about voting, visit our website: [www.VotesPA.com](http://www.VotesPA.com).

**Información en español:**  
Si le interesa obtener más información en español, llame al 1-877-868-3772.

Page 2

- 1 How to submit your application:** Once your application is completed, you may return it to your local county board of elections. If you're unsure of where to mail your application, visit [www.VotesPA.com](http://www.VotesPA.com) county for more information.

- 2 Deadline alert:** The deadline to apply for a mail-in ballot is **5:00PM on the Tuesday (October 26) before the election.** Your application must be received in the county board of election's office by that time. **Postmarks do no count.**

The deadline to return your completed ballot is **8:00PM on election day.** Your completed ballot must be received county board of election's office by that time. **Postmarks do no count.**

- 3 Necessary identification:** In order to apply for a mail-in ballot, you must provide the number from PA Driver's License or PennDOT photo ID card. If you do not have a PA Driver's License or PennDOT issued photo ID card, you must provide the last four (4) digits of your Social Security number.

If you do not have a valid form of either of these types of identification, you must check the box titled "I do not have a valid PA driver's License or a Penn DOT ID card or a Social Security number." in the Identification section. If you choose this option, you must enclose a photocopy of an acceptable ID.

Please visit [VotesPA.com/MailBallot](https://VotesPA.com/MailBallot) for more information or call 1-877-VotesPA (1-877-868-3772).

- 4 What is an annual ballot request?** If you indicate you would like to be added to the annual mail-in ballot request list, you will receive an application to renew your request for mail-in ballot each year. Once your application is approved, you will automatically receive ballots for the remainder of the year and you do not need to submit an application for each election.

- 5 WARNING:** If you receive a mail-in ballot and return your voted ballot by the deadline, you may not vote at your polling place on election day. If you are unable to return your voted mail-in ballot by the deadline, you may vote a provisional ballot at your polling place on election day.



**6 Questions?** Call the Pennsylvania Department of State at 1-877-VOTESPA (1-877-868- 3772). The Department of State also has a telephonic interpretation service available for multiple languages.

## APPLICATION INSTRUCTIONS FOR MAIL-IN BALLOT

Use this guide to help you fill out the application to sign up to vote by mail.

**NOTE:** The application must be filled out in English.

Use black ink

# M Pennsylvania Application for Mail-In Ballot

---

1

2

3

4

**Print your name**

Please print your name exactly as you registered to vote.

Last name

First name

Jr Sr III IV (circle if applicable)

Middle name or initial

---

2

**About you**

Phone and email are optional and used if information is missing on this form.

Birth date

Phone

Email

---

3

**Your address**

Please print your address exactly as you registered to vote.

Address (not P.O. Box)

City/Town

Municipality

Ward (if known)

I have lived at this address since:

Apt. number

State PA

County

Voting district (if known)

---

4

**Where to mail ballot?**

☐ Same as above

City/Town

Address or P.O. Box

State

Zip code

**1 Print your name:**

Please print your name exactly as you registered to vote.

**Last name:**

Last name

**Jr Sr II III IV:**

(circle if applicable)

**First Name:**

First Name

**Middle name or initial:**

Middle name or initial

## 2 About you:

About you. Listing a phone number and email are optional. It is helpful to include this information in case election officials need to contact you about your application. This information is not shared outside the election office.

**Birth Date:**

Birth Date

**Phone number:**

Phone number

**MM/DD/YYYY:**

Month-Day-Year

**Email:**

Email

## 3 Your Address:

Please print your address exactly as you registered to vote. You can check your voter registration address at [VotesPA.com](https://www.votespa.com) or call 1-877-VOTESPA (1-877-868-3772)

**Address (not P.O.**

**Box):**

Address (not P.O.  
Box)

**Email:**

Email

**Zip Code:**

Zip Code

**Ward (if known):**

Ward (if known)

**County:**

County

**City/Town:**

City/Town

**Apt. number:**

Apt. number

**Voting district (if known):**

Voting district (if known)

**Municipality:**

Municipality

**State: PA**

State: PA

**I have lived at this address since:** (date):

## 4 Where to mail ballot?:

Where should the mail-in ballot be sent?

☐ Same as above - Mark this box if your ballot should be sent to your voter registration address. Complete this section only if your ballot should be sent to a different address.

**Address or P.O. Box:**

Address or P.O. Box

**State:** State

**Zip Code:** Zip Code

**City/Town:** City/Town

<div>5</div>	<b>Identification</b> If you have a PennDOT number, you must use it. If not, please provide the last four digits of your Social Security number. See "Necessary Identification" on Page 2.	PA driver's license or PennDOT ID card number _____ <div>5</div> Last four digits of your Social Security number    X X X - X X - _____ <input type="checkbox"/> I do not have a PA driver's license or a PennDOT ID card or a Social Security number.
<div>6</div>	<b>Declaration</b>	I declare that I am eligible to vote by mail-in ballot at the forthcoming primary or election; that I am requesting the ballot of the party with which I am enrolled according to my voter registration record; and that all of the information which I have listed on this mail-in ballot application is true and correct. Voter signature here X _____ Date _____
<div>7</div>	<b>Annual mail-in request</b> See "What is an annual mail-in ballot request?" for more information.	If you would like to apply to receive mail-in ballots for the remainder of this year and if you would like to automatically receive an annual application for mail-in ballots each year, please indicate below. <div>7</div> <input type="checkbox"/> I would like to receive mail-in ballots this year and receive annual applications for mail-in ballots each year.
<div>8</div>	<b>Help with this form</b> Complete this section if you are unable to sign the declaration in Section 5.	I hereby state that I am unable to sign my application for a mail-in ballot without assistance because I am unable to write by reason of my illness or physical disability. I have made or have received assistance in making my mark in lieu of my signature. <div>8</div> Mark of voter X _____ Date _____ Address of witness _____ Signature of witness X _____

Page 1  
 Return to: County Board of Elections, City Hall Rm 142, 1400 JFK Blvd, Phila, PA 19107    005-10-0016

## 5 Identification:

If you have a PennDOT number, you must use it. If you do not, please provide the last four digits of your Social Security number. For more information, see the "Application Instructions for Mail-In Ballot."

### PA driver's license or PennDOT ID card number:

PA driver's license or PennDOT ID card number

### Last four digits of your Social Security Number:

Last four digits of your Social Security Number

### I do not have a PA driver's license or a PennDOT ID card or a Social Security number:

I do not have a PA driver's license or a PennDOT ID card or a Social Security number.

**6 Declaration:**

By signing here, you are declaring that you are eligible to vote by mail-in ballot at the upcoming election. You are declaring that you are requesting the appropriate party or non-party ballot according to your voter registration record. And you are declaring that all of the information you have listed in this application is true and correct.

**Voter signature here X:**

Voter signature here X\_\_\_\_\_

**Date:**

Date\_\_\_\_\_

**7 Annual mail-in request:** Annual mail-in request

If you would like to apply to receive mail-in ballots for the remainder of this year, and if you would like to automatically receive an annual application for mail-in ballots each year, mark this box. For more information, see the "Application Instructions for Mail-In Ballot."

☐ I would like to receive mail-in ballots this year and receive annual

**8 Help with this form:** Help with this form complete this section only if you were unable to sign this application due to an illness or disability. Make your mark in the first space. The person who assisted you can write the date, their address and their signature.

**Mark of voter X:** Mark of voter X\_\_\_\_\_

**Date:** Date\_\_\_\_\_

**Address of witness:** Address of witness \_\_\_\_\_

**Signature of witness:** Signature of witness X\_\_\_\_\_

## **If you're filling out your application on paper, keep the following in mind:**

- You must fill in your paper application using a black ink pen.
- Please write clearly.
- You'll need an envelope and postage stamp to mail your application 5 PM on Tuesday, October 26, 2021.
- ***Current application deadline***  
You should apply as early as possible. Applications for mail-in ballots must be received by your local county elections office

**NOTE: If your application arrives after the deadline, the postmark won't be accepted as meeting the application deadline, and you won't be able to vote by mail.**

## **3**

### **CHECK THE STATUS OF YOUR APPLICATION.**

Once you submit your mail-in ballot application, you can check its status by going to [pavoterservices.pa.gov](https://pavoterservices.pa.gov). You can also call the Pennsylvania Department of State at 1(877) 868-3772.

If you apply online, you'll be able to view the status of your application within 48 hours after submitting it.

In addition, if you provide an email address when you apply, you should receive emails from Pennsylvania Voter Services. These messages will alert you to the status of your application and tell you when you should receive your ballot in the mail.



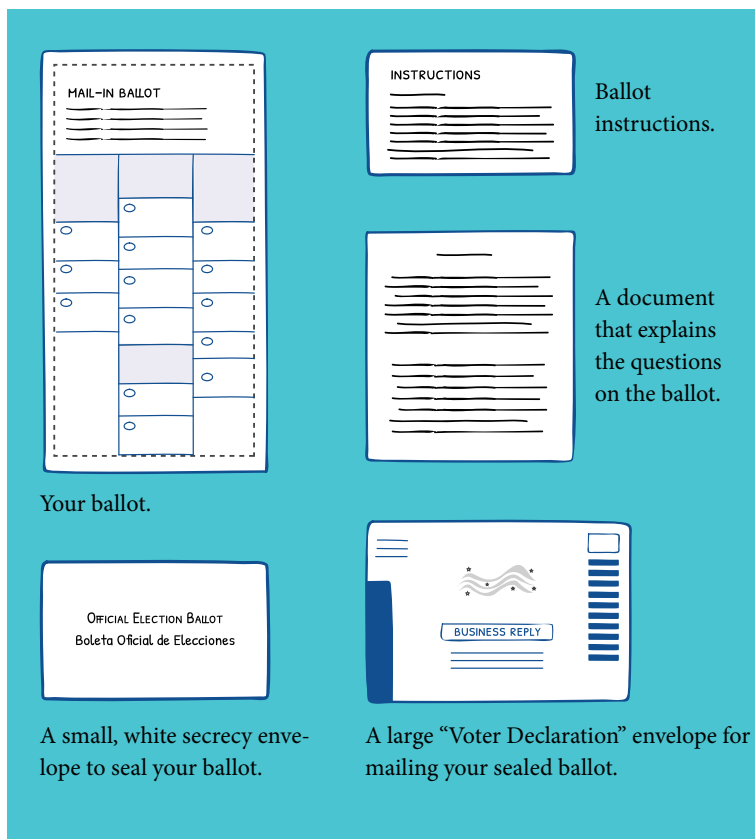
3

Voting by  
mail-in  
ballot

# 1

## RECEIVE YOUR BALLOT IN THE MAIL.

After you apply, you'll receive your mail-in ballot at the address you submitted. Inside, you should find:



If you're missing something, call your local county elections office.

If you don't receive your mail-in ballot, check its status at [pavoterservices.pa.gov](https://pavoterservices.pa.gov) or contact your local county elections office.

## 2

### READ THE INSTRUCTIONS.

The instructions will be labeled “Instructions for voting by mail-in or absentee ballot.” They’ll remind you of the mail-in ballot deadline and explain how to complete your mail-in ballot.

## 3

### FILL OUT YOUR BALLOT.

Your mail-in ballot may be one or two-sided depending on your county. You should only use blue or black pen ink to complete your ballot.

**NOTE:** If you make a mistake on your ballot, don’t cross out anything or make a note. Instead, call your local county elections office to request a replacement ballot.


You should complete your ballot in privacy, unless you’re receiving assistance.

Fill in the oval next to the candidate you want to vote for. →



A diagram of a ballot section. It has a light purple header. Below it, there is a candidate's name (represented by a blue oval) followed by a horizontal line. The oval is filled with blue ink, indicating a vote.

If you’d like to write in a candidate, fill in the oval next to “Write-in.” Then, write their name to the right of the oval. →



A diagram of a ballot section. It has a light purple header. Below it, there are two rows, each with a blue oval followed by a horizontal line. The bottom row is labeled “Write in” and has the text “Candidate’s name” written next to it. The oval is filled with blue ink, indicating a vote.



→

President of the United States	
Vote for 1	
<input checked="" type="radio"/>	_____
<input type="radio"/>	_____
<input type="radio"/>	_____

Pay attention to how many votes you're permitted to cast per category. For example, this illustration says "Vote for 1."

If you vote for more than what's asked of you, your vote won't be counted.

If you decide to **not** vote for a candidate or ballot question, that's okay. Your ballot will still be counted.

To vote "yes" on a ballot question, fill in the "yes" oval.

To vote "no" on a ballot question, fill in the "no" oval.

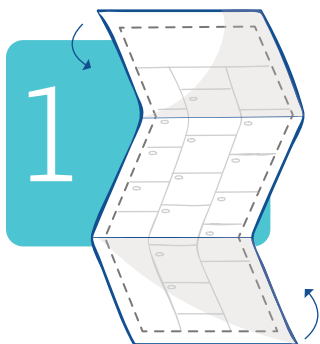
You can only vote "yes" or "no."

→

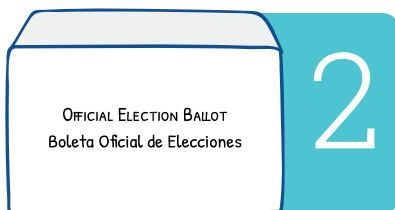
Questions	
#1	_____
	_____
	_____
<input checked="" type="radio"/> Yes	<input type="radio"/> No
-----	
#2	_____
	_____
	_____
<input type="radio"/> Yes	<input checked="" type="radio"/> No

→

## PLACE YOUR BALLOT IN THE SMALLER SECRECY ENVELOPE.

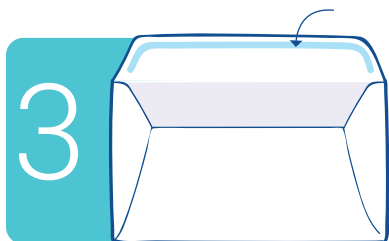


Refold the ballot  
as it was sent to you.

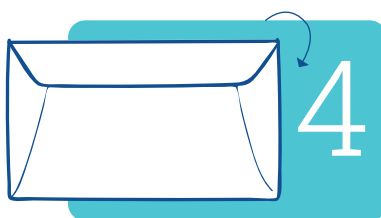


Place it in the smaller envelope  
that's labeled "Official Election  
Ballot."

**Don't put anything else inside  
or write on the envelope.**



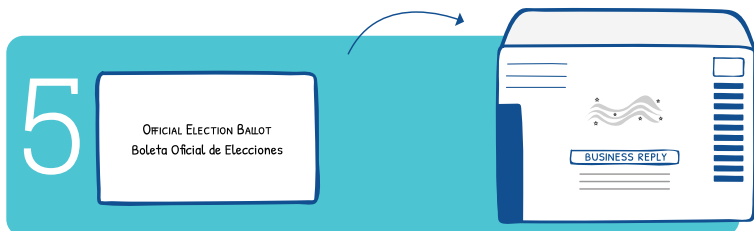
Wet the glue on the  
envelope fold.



Close the secrecy envelope  
to seal your ballot.

**NOTE:** Ballots returned without the  
secrecy envelope will not be counted.

**PLACE YOUR SEALED BALLOT IN THE LARGER  
“VOTER DECLARATION” ENVELOPE.**



Place your sealed ballot in the larger “Voter Declaration” envelope. Don’t put anything else inside.



Wet the glue on the envelope fold.



Close the mailing envelope to seal it.



Write your address in blue or black ink in the upper left corner of the envelope.

## SIGN THE “VOTER’S DECLARATION” ON THE BACK OF THE ENVELOPE.

### If you complete your ballot on your own:

Sign the **left** side of the envelope in the rectangle marked with an X and labeled “Voter.”

Write in the date when you completed your ballot, your name, and your address on the horizontal lines above the labels.



### If someone completed your ballot for you:

Sign the **right** side of the envelope in the rectangle marked with an X and labeled “Voter.”

The person who assisted you should write the date when your ballot was completed. They should also enter their address and signature on the horizontal lines above the labels “Date” and “Witness.”

# 4

## TURN IN YOUR MAIL-IN BALLOT.

### By mail

You can return your ballot by mail. The postage is prepaid. The last day to have your ballot postmarked is Election Day. If you plan to return your ballot by mail, please do so as early as possible.

### In person

Most voters must return their own ballots. However, if you have a physical disability, you may choose someone to return your ballot for you.

### ***Returning your own ballot***

You can drop off your ballot at one of the following locations:

- Your main county election office.
- A satellite election office, if available.
- A drop-off box, if available.

**You can find your ballot Dropbox at:**  
[vote.pa](https://www.vote.pa.gov)

## ***Designating someone to return your ballot***

If you're physically unable to return your own ballot, you may choose another person (or "designated agent") to drop it off. To do so, you must complete a designation and certification of agent form.

Your designated agent must return this form and your sealed ballot to the your county election office.

## ***Current voting deadline***

If you can't turn in your mail-in ballot by the deadline, you can vote at your polling place on election day. To do this, you should bring your mail-in ballot and "Voter Declaration" envelope to the polling place so they can be voided by the Judge of Elections. If you can't return your mail-in ballot and "Voter Declaration" envelope, you can still vote by provisional ballot.

# **5**

## **CHECK THE STATUS OF YOUR MAIL-IN BALLOT.**

Once you submit your mail-in ballot, you can check its status by going to [pavoterservices.pa.gov](https://pavoterservices.pa.gov). You can also call the PA Department of State at 1-877-VOTESPA (1-877-868-3772).

If you provided an email address when you applied for your mail-in ballot, you should receive an email when your completed mail-in ballot is received.

## CONTACT INFORMATION FOR LOCAL ELECTION OFFICES

### **Adams**

117 Baltimore St  
Rm 106  
Gettysburg PA 17325  
(717) 337-9832

### **Allegheny**

542 Forbes Ave  
Ste 609  
Pittsburgh PA 15219-2913  
(412) 350-4500

### **Armstrong**

Administration Bldg  
450 E Market St  
Ste 207  
Kittanning PA 16201  
(724) 548-3222

### **Beaver**

810 Third St  
Beaver PA 15009  
(724) 770-4440

### **Bedford**

200 S Juliana St 3rd Fl  
Ste 301  
Bedford PA 15522  
(814) 623-4807

### **Berks**

633 Court St  
1st Fl  
Reading PA 19601  
(610) 478-6490

### **Blair**

423 Allegheny St  
Ste 043  
Hollidaysburg PA 16648-2022  
(814) 693-3150

### **Bradford**

6 Court St  
Ste 2  
Towanda PA 18848  
(570) 265-1717

### **Bucks**

55 E Court St  
Doylestown PA 18901-4318  
(215) 348-6163

### **Butler**

PO Box 1208 Butler PA 16003  
(724) 284-5308

### **Cambria**

200 S Center St  
Ebensburg PA 15931  
(814) 472-1464

### **Cameron**

20 E Fifth St  
Emporium PA 15834-1469  
(814) 486-9321

### **Carbon**

76 Susquehanna St  
PO Box 170  
Jim Thorpe PA 18229-0170  
(570) 325-4801

### **Centre**

420 Holmes St Willowbank  
Office Bldg  
Bellefonte PA 16823-1486  
(814) 355-6703

### **Chester**

601 Westtown Rd  
Ste 150  
PO Box 2747  
West Chester PA 19380-0990  
(610) 344-6410

### **Clarion**

Administrative Building  
330 Main St  
Rm 104  
Clarion PA 16214  
(814) 226-4000 Ext 2006

### **Clearfield**

212 E Locust St  
Ste 106  
Clearfield PA 16830  
(814) 765-2642 ext 5053

### **Clinton**

2 Piper Way  
Ste 309  
Lock Haven PA 17745  
(570) 893-4019

### **Columbia**

PO Box 380  
Bloomsburg PA 17815-0380  
(570) 389-5640

### **Crawford**

903 Diamond Park  
Meadville PA 16335  
(814) 333-7307

### **Cumberland**

1601 Ritner Highway  
Ste 201  
Carlisle PA 17013  
(717) 240-6385

### **Dauphin**

PO Box 1295  
Harrisburg PA 17108-1295  
(717) 780-6360

### **Delaware**

Govt Center Bldg  
201 W Front St  
Media PA 19063-2728  
(610) 891-4659

### **Elk**

300 Center St  
PO Box 448  
Ridgway PA 15853-0448  
(814) 776-5337

**Erie**

140 W 6th St Rm 112  
Erie PA 16501  
(814) 451-6017

**Fayette**

22 E Main St  
Public Service Bldg  
Uniontown PA 15401  
(724) 430-1289

**Forest**

526 Elm St  
Box 3  
Tionesta PA 16353  
(814) 755-3537

**Franklin**

157 Lincoln Way East  
Chambersburg PA 17201- 2211  
(717) 261-3886

**Fulton**

116 W Market St  
Ste 205  
McConnellsburg PA 17233  
(717) 485-6872

**Greene**

93 E High St  
Rm 102  
Waynesburg PA 15370  
(724) 852-5230

**Huntingdon**

Bailey Building  
233 Penn St  
Huntingdon PA 16652-1486  
(814) 643-3091 Ext 205

**Indiana**

825 Philadelphia St  
Indiana PA 15701-3934  
(724) 465-3852

**Jefferson**

155 Main St  
Jefferson Place  
Brookville PA 15825-1269  
(814) 849-1693

**Juniata**

1 N Main St  
PO Box 68  
Mifflintown PA 17059  
(717) 436-7706

**Lackawanna**

123 Wyoming Ave  
2nd Floor  
Scranton PA 18503  
(570) 963-6737

**Lancaster**

150 N Queen St  
Ste 117  
Lancaster PA 17603-3562  
(717) 299-8293

**Lawrence**

430 Court St  
New Castle PA 16101  
(724) 656-2161

**Lebanon**

400 S 8th St Municipal Bldg  
Rm 209  
Lebanon PA 17042  
(717) 228-4428

**Lehigh**

17 S 7th St  
Allentown PA 18101-2401  
(610) 782-3194

**Luzerne**

20 N Pennsylvania Ave Ste 207  
Wilkes-Barre PA 18701  
(570) 825-1715

**Lycoming**

48 W Third St  
Williamsport PA 17701-9536  
(570) 327-2267

**McKean**

500 W Main St  
Smethport PA 16749  
(814) 887-3203

**Mercer**

5 Courthouse  
Mercer PA 16137-1227  
(724) 662-7542

**Mifflin**

20 N Wayne St  
Lewistown PA 17044  
(717) 248-6571

**Monroe**

One Quaker Plaza  
Rm 105  
Stroudsburg PA 18360  
(570) 517-3165

**Montgomery**

Voter Services  
PO Box 311  
Norristown PA 19404-0311  
(610) 278-3280

**Montour**

253 Mill St Danville PA 17821  
(570) 271-3002

**Northampton**

Elections Division  
669 Washington St  
Easton PA 18042  
(610) 829-6260

**Northumberland**

320 N 2nd St  
Ste 1  
Sunbury PA 17801  
(570) 988-4208



**Perry**

PO Box 37  
New Bloomfield PA 17068  
(717) 582-2131 ext 4110

**Philadelphia**

520 N Columbus Blvd  
Philadelphia PA 19123-4295  
(215) 686-1590

**Pike**

506 Broad St  
Milford PA 18337  
(570) 296-3427

**Potter**

1 N Main St  
Ste 204  
Coudersport PA 16915  
(814) 274-8467

**Schuylkill**

420 N Centre St  
Pottsville PA 17901  
(570) 628-1467

**Snyder**

PO Box 217  
Middleburg PA 17842-0217  
(570) 837-4207

**Somerset**

300 N Center Ave  
Ste 340  
Somerset PA 15501  
(814) 445-1549

**Sullivan**

245 Muncy St  
PO Box 157  
Laporte PA 18626  
(570) 946-5201 ext 7

**Susquehanna**

PO Box 218  
31 Lake Ave  
Montrose PA 18801  
(570) 278-6697

**Tioga**

118 Main St  
Wellsboro PA 16901  
(570) 723-8230

**Union**

155 N 15th St  
Lewisburg PA 17837-8822  
(570) 524-8681

**Venango**

1174 Elk St  
PO Box 831  
Franklin PA 16323-0831  
(814) 432-9514

**Warren**

204 4th Ave  
Warren PA 16365  
(814) 728-3406

**Washington**

100 W Beau St  
Rm 206  
Washington PA 15301  
(724) 228-6750

**Wayne**

925 Court St  
Honesdale PA 18431  
(570) 253-5978

**Westmoreland**

2 N Main St  
Ste 109  
Greensburg PA 15601  
(724) 830-3150

**Wyoming**

1 Courthouse Sq  
Tunkhannock PA 18657  
(570) 996-2226

**York**

28 E Market St  
York PA 17401-1579  
(717) 771-9604

**For a listing of available email addresses, go to [www.votesPA.com/county](http://www.votesPA.com/county).**