



# 2025 STATE OF EARLY VOTING: PINELLAS COUNTY, FL

## Summary:

While Pinellas County has relied on vote-by-mail as a convenience to voters and a cost-saving measure, the county also has less in-person early voting availability than virtually any other county in Florida, relative to its population. This limited availability may explain why Pinellas had lower participation rates of Black voters and a higher disparity compared to White voters than the statewide average and in comparably large counties during the 2024 general election. To understand why Gulfport had the lowest voter count of any early voting site in Pinellas, we found that voters in nearby precincts prefer traveling to farther early voting sites.

Urban core neighborhoods in Saint Petersburg consistently have higher population density, frequently exceeding the countywide average by over 1,000 voters per square mile. Notably, adding additional early voting sites would address not only racial inequities but also broader access issues.

## Hurricane Mitigation:

The increasing frequency and severity of hurricanes in Florida – including five major hurricanes during the 2022 and 2024 general election cycles – present significant obstacles that could hinder voters' ability to participate in the electoral process. In-person early voting sites offer significant relief from the risk of last-minute closures and changes to election day sites. Expanding early voting sites in Saint Petersburg's urban core would further strengthen this resilience as these inland locations are less susceptible to storm surge and flooding than coastal sites.

## Challenges with Vote-by-Mail:

Legislative changes requiring voters to re-enroll in vote-by-mail after the end of each general election are causing a sharp drop-off in this method of voting. Comparing the 2020 general election to 2024, there were 1.8 million fewer vote-by-mail ballots cast across the state. We're seeing even more significant rates of decline in vote-by-mail enrollment this year. We expect this unfunded mandate and additional burden on voters to continue to result in a decrease in vote-by-mail enrollment & participation.

Additionally, some communities continue to distrust vote-by-mail as a voting method. A survey conducted by Black Voters Matter found that only 10% of respondents preferred voting by mail, with many expressing concerns that their ballots would not be counted.

## Recommendations:

While we support the overall expansion of early voting locations, we specifically recommend adding at least one, and preferably multiple, early voting locations in South Saint Petersburg to address the area's high population density. [A Civic Health Study](#) by the League of Women Voters of South Saint Petersburg identified "a cluster of low voter turnout in the neighborhoods just south of Central Avenue... These clusters reflect long-standing issues of public investment, wealth, and race that impact voter access, confidence, and disenfranchisement." We recommend that this geographical area be a top priority for additional early voting locations.

We also recommend the following improvements: expand the number of early voting sites available during the August 2026 primaries; install additional secure ballot intake stations; and extend the operating hours at the James Weldon Johnson Community Library and Lake Vista Recreation Center beyond the current 10 a.m. to 5 p.m. schedule, including opening on Sundays.

We respectfully ask your office to assess the viability of several potential early voting sites in Saint Petersburg, including the Child's Park Community Library, the St. Pete College Midtown Center, and the Royal Theatre Boys & Girls Club. While we recognize that your office does not consider Dominion Worship Center to be a viable early voting location, we recommend considering it as a potential election day polling location.



# Population Density

Zip	Population Density 2020	Minority %	% minority vs county %	Density vs county difference	Density vs county ratio	Notes
33701	7,178.2	25.8	-1.9	3,618.3	2.0	Downtown & Old Southeast.
33702	2,889.0	27.1	-0.6	(670.9)	0.8	NE St. Pete, Lealman, Pinellas Park
33703	4,773.4	20.3	-7.4	1,213.5	1.3	NE St. Pete
33704	4,684.7	14.5	-13.2	1,124.8	1.3	Old NE, Euclid-St Paul
33705	5,000.9	60.2	32.5	1,441.0	1.4	SE St. Pete incl. Coquina Key / Big Bayou
33707	4,666.9	18.5	-9.2	1,107.1	1.3	Gulfport, South Pasadena, West St. Pete; border area
33711	3,913.5	59.4	31.7	353.6	1.1	Childs Park / Gulfport border
33712	4,043.6	76.7	49.0	483.7	1.2	Midtown / Lake Maggiore / Jordan Park
33713	4,792.1	31.1	3.4	1,232.2	1.3	Historic Kenwood / North Kenwood / Central Oak Park (east)

Figure 1 – Population Density of Saint Petersburg zip codes.

**Table:**

**Population Density 2020** is calculated by 2020 Census data divided by land area in square miles (ZIP-Codes).

**Minority %** calculated as 100 - White % (ACS 2017-2021).

**% minority vs county** is percent (%) for zip code minus county minority %.

**Density vs county difference** - zip density (2020) minus county density of 3,512 people per square mile (2023).

**Density vs county ratio** is zip density (2020) divided by county density (2023). (AVL)

# 2018 County Early Voting Access



## Large Counties

County	Early Voting Access				Early Voting Performance	
	Locations	Days	Total Hours	Voters per Hour	Early Votes	Percent Early
Brevard	9	8	666	635	80,050	28.2%
Broward	21	14	3,528	333	299,154	41.8%
Collier	9	10	810	264	50,483	32.1%
Duval	20	14	2,250	270	164,682	43.1%
Escambia	9	13	1,170	182	39,052	29.9%
Hillsborough	20	14	3,360	255	172,818	32.8%
Lake	10	13	1,040	227	55,972	35.8%
Lee	10	13	1,040	429	67,760	23.1%
Leon	9	14	1,008	212	56,121	39.8%
Manatee	5	11	550	446	34,567	21.0%
Marion	9	10	900	270	43,445	27.8%
Miami-Dade	28	14	4,704	304	302,068	37.1%
Orange	16	14	2,240	356	177,643	37.1%
Osceola	6	10	600	365	34,936	30.1%
Palm Beach	14	14	2,352	397	174,427	29.3%
Pasco	11	11	1,452	242	56,634	26.5%
Pinellas	5	14	840	794	54,988	12.5%
Polk	9	11	891	468	54,412	22.0%
Sarasota	6	13	780	408	58,903	27.6%
Seminole	7	14	1,176	258	79,437	39.5%
St. Lucie	5	14	560	363	41,887	33.4%
Volusia	5	9	540	708	63,541	27.5%

2025 STATE OF EARLY VOTING LOCATIONS: PINELLAS COUNTY, FL

Figure 2 – Early Voting Sites Accessibility calculated by # of locations, # of days, # of total hours of operation, and # of voters per hour at each Early Voting site.

Notes: Best performing counties highlighted in blue, with worst performing highlighted in red. Early voting hours and locations from FL. Dept. of State, Division of Elections, 2018 General Election Early Voting Locations and Times Report. Percent of ballots cast calculated from FL. Dept. of State, Division of Elections, 2018 General Election Reports: Early Voting and Official Results, Voter Turnout. ([ACLU-FL](#))



## Voter Turnout by Race 2024 General Election

2025 STATE OF EARLY VOTING LOCATIONS: PINELLAS COUNTY, FL

County	Black %	White %	Turnout Disparity	% Total
Broward	62.00%	71.60%	9.60%	66.90%
Duval	58.10%	73.40%	15.30%	66.80%
Hillsborough	56.90%	73.60%	16.70%	66.40%
Miami-Dade	58.10%	70.70%	12.60%	67.30%
Orange	57.80%	74.60%	16.80%	65.00%
Palm-Beach	59.90%	75.20%	15.30%	70.50%
Pasco	65.10%	74.40%	9.30%	71.60%
<b>Pinellas</b>	<b>54.00%</b>	73.80%	<b>19.80%</b>	<b>70.30%</b>
<b>Statewide</b>	<b>59.30%</b>	<b>75.00%</b>	<b>15.70%</b>	<b>69.70%</b>

Figure 3 - Comparing the 2024 Voter Participation for Black & White voters as well as the disparity between the two groups for both the State of Florida as well as that of Pasco and the seven most populous counties in the state. (AVL)



# 2024 Density Black Voting Age Populations & Drop Box Locations: Pinellas County

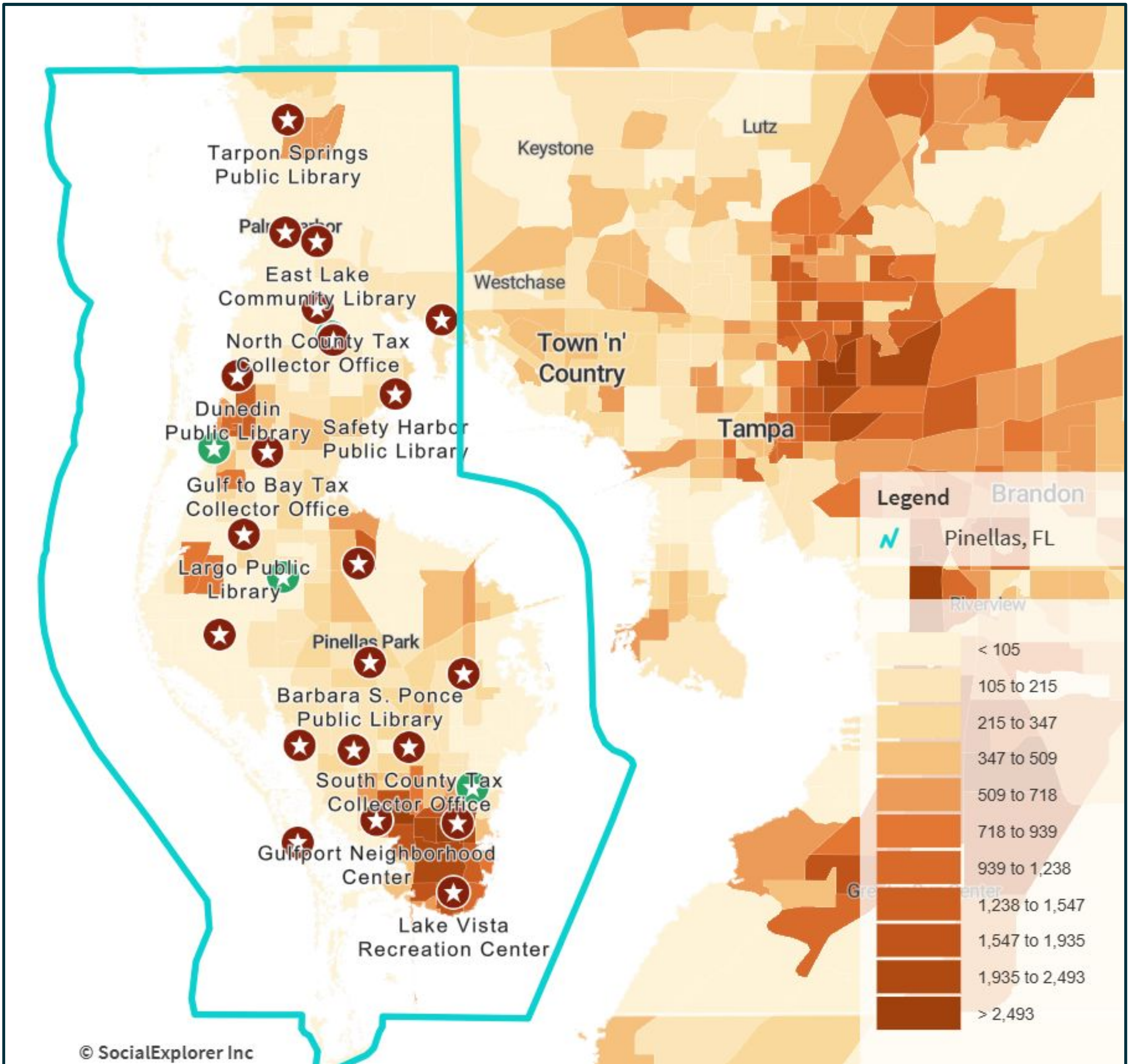


Figure 4 – Pinellas County mapped by density of Black Voting Age Populations with each branch office in green and secure ballot intake station locations in red. Table of heat map is on the right side. ([LDF](#))



# 2024 Density Black Voting Age Populations & Drop Box Locations: South Pinellas

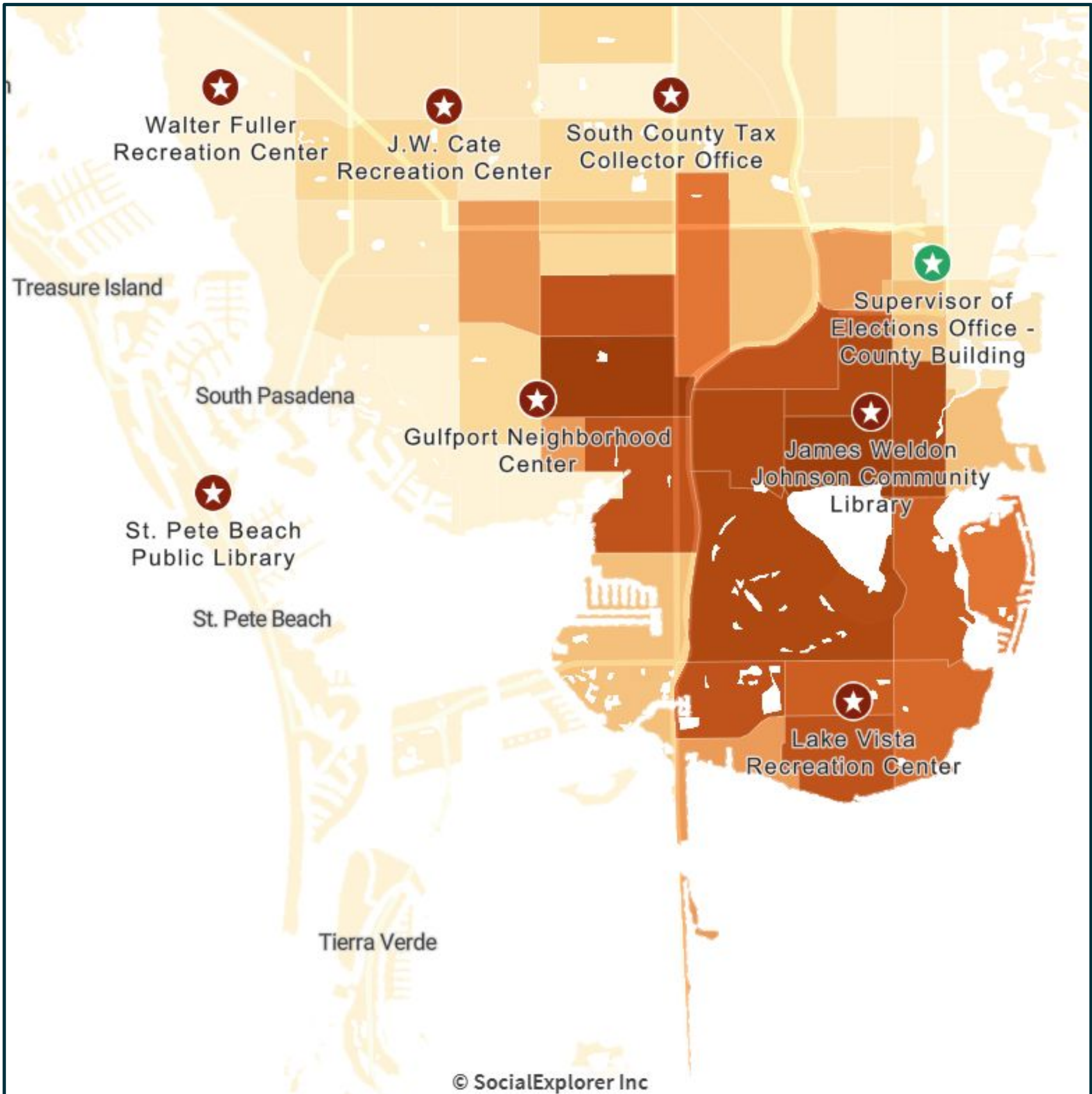


Figure 5 – 2024 Early Voting Sites & Secure Ballot Intake Stations mapped with Black Voting Age Populations. Census Tract 208, home of Childs Park, has the highest distribution of Black voters in all of Pinellas County. ([LDF](#))

# Early Voting Preference by Neighboring Precinct



Precinct	Gulfport Neighborhood Center	Supervisor of Elections Office - Saint Petersburg	Grand Total
101	305	322	682
102	54	150	228
104	67	190	264
105	228	378	671
109	87	290	397
112	105	111	221
113	135	137	287
114	39	105	150
115	53	90	148
116	25	170	202
117	22	84	113
119	42	355	419
120	120	330	512
205	237	39	287
224	163	32	195
226	50	63	131
227	238	70	345
<b>Grand Total</b>	1970	2916	5252

2025 STATE OF EARLY VOTING LOCATIONS: PINELLAS COUNTY, FL

Figure 6 - 2024 2024 Early Voting Preference by Neighboring Precinct. (FL-DOS)

# Map of Precincts

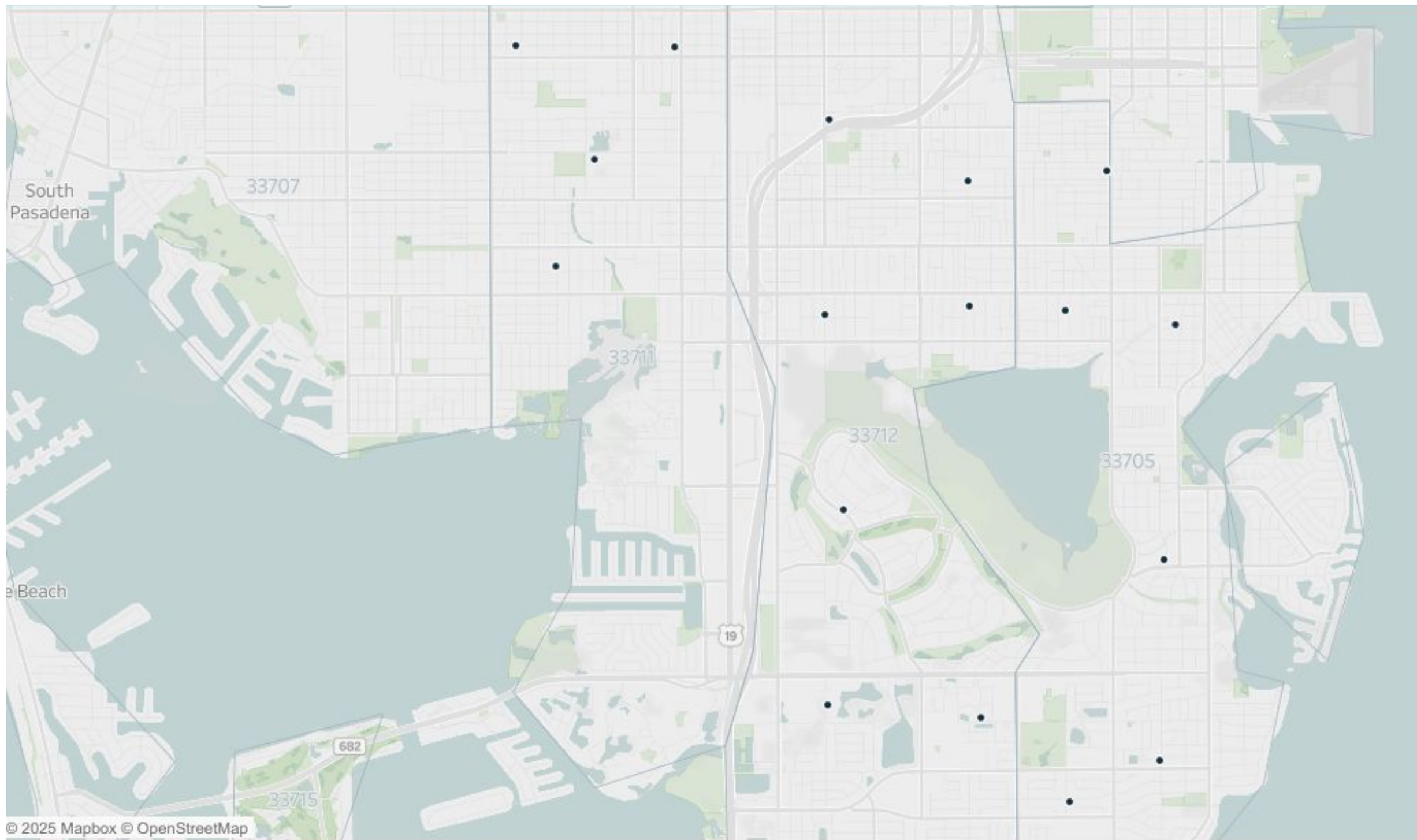


Figure 7 - Map of each Precinct referenced in the Figure 6 Table. (AVL)

## Early Voting Turnout by Site

<b>Location</b>	<b>2024 General Election: Voter Count</b>
Supervisor of Elections - Election Service Center (Largo)	31,877
The Centre of Palm Harbor	23,801
Supervisor of Elections - County Building (Saint Petersburg)	22,458
Countryside Recreation Center	20,600
J.W. Cate Recreation Center	18,584
Supervisor of Elections - Pinellas County Courthouse (Clearwater)	14,374
Gulfport Neighborhood Center	10,986

Figure 8 - Total voter turnout at each of Pinellas' early voting locations for the 2024 general election. (AVL)



# Notifying Surrounding Communities of Newly Opened Early Voting Sites




**Edward Waters University**  
Schell-Sweet Resource Wellness Center

**Oct. 21 – Nov. 3**

**VOTE EARLY**

1697 Kings Road  
Jacksonville, FL 32209

**M-F: 7am-7pm**  
**Sat/Sun: 8am-5pm**

  **NAACP** 

**EARLY VOTING AT EWU IS BACK!**

**COMMIT TO VOTE** EWU is open for early voting only and will be closed on Election Day: Nov. 5

Figure 9 - In the past, our groups have sent push cards to inform neighboring voters of newly opened sites after Supervisors of Elections have agreed to add early voting sites. Additional actions to boost turnout include press conferences as well as hosting 'Party to the Polls' and 'Souls to the Polls' events to drive voters to these sites.